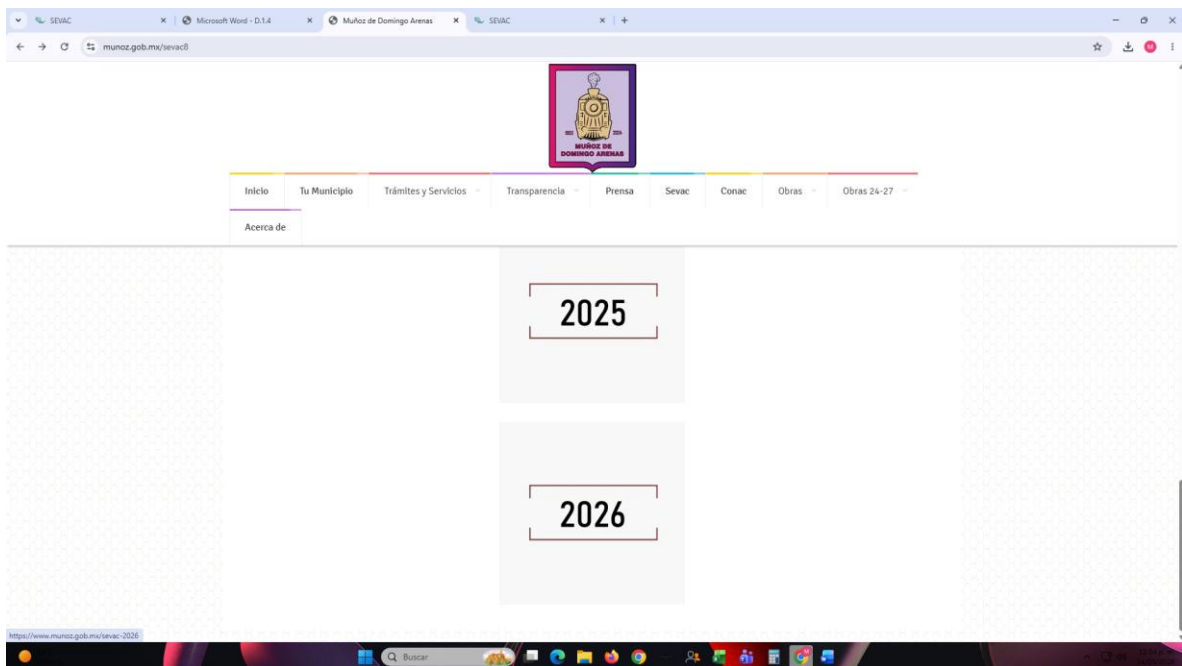
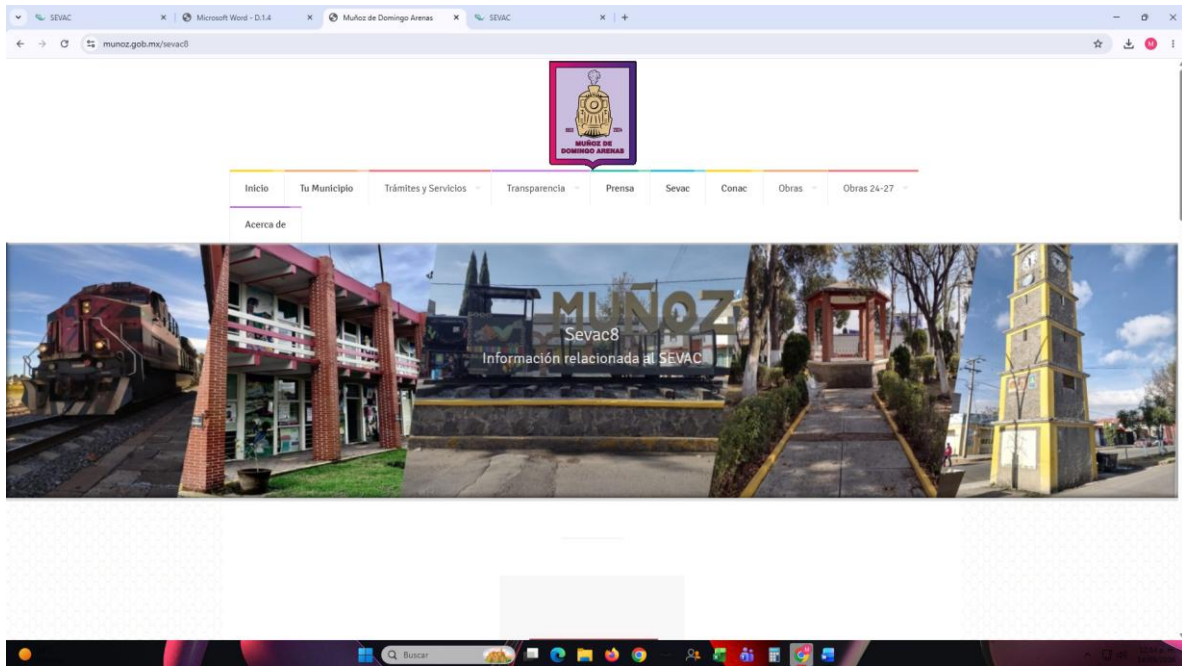
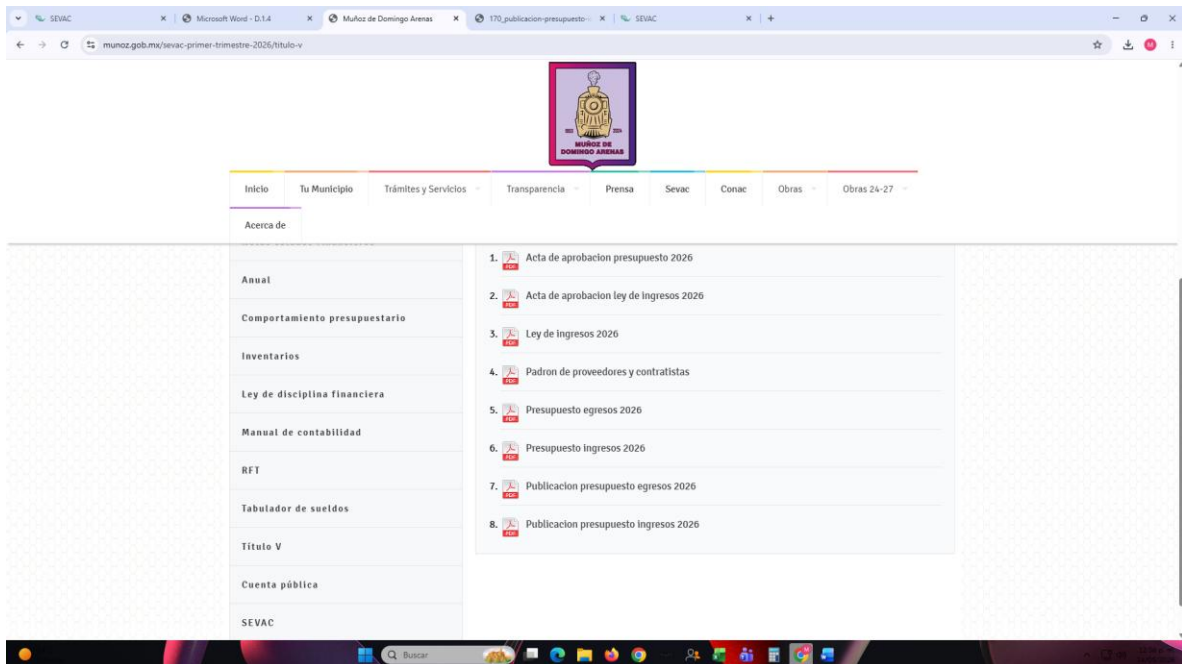
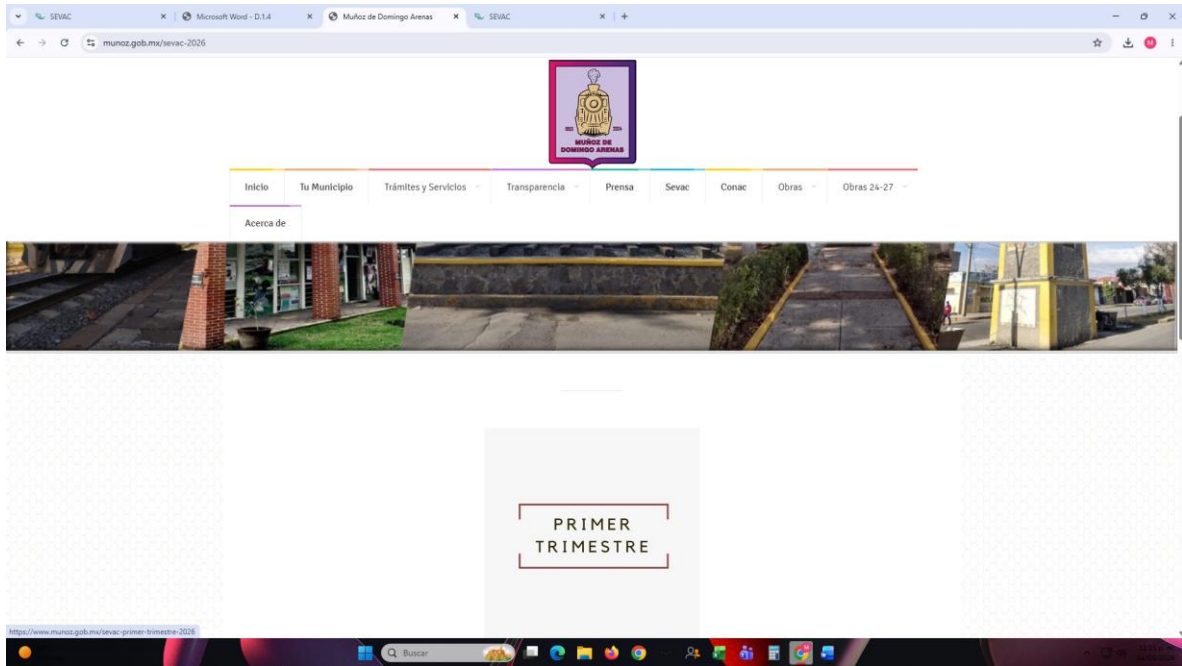




## D.1.4 Publica el Calendario de Ingresos base mensual







MUNICIPIO DE MUÑOZ DE DOMINGO ARENAS TLAX.  
PRONÓSTICO DE INGRESOS  
CALENDARIZADO POR PARTIDA  
EJERCICIO FISCAL 2026

Período Oficial No. 13 Decena Cuarta Sección, abril 1 del 2026

PARTE	NOMBRE	ENERO	FEBRERO	MARZO	ABRIL	MAYO	JUNIO	JULIO	AGOSTO	SEPTIEMBRE	OCTUBRE	NOVIEMBRE	DICIEMBRE	TOTAL
4	INGRESOS Y OTROS BENEFICIOS	281,997.01	696,282.01	881,474.44	76,466.91	61,778.44	46,262.21	65,794.32	38,411.77	39,224.99	24,860.00	44,512.00	26,879.42	927,624.10
4.1	INGRESOS DE CÁRTERON	45,902.00	98,298.00	14,766.00	4,807.00	3,763.00	3,796.00	3,796.00	3,884.00	3,884.00	3,216.00	4,444.00	1,444.00	107,066.00
4.1.1.2	IMPUESTO SOBRE EL PATRIMONIO	41,877.00	84,894.00	13,845.00	3,246.00	3,566.00	3,988.00	3,844.00	3,916.00	3,881.00	3,260.00	4,444.00	1,444.00	102,616.00
4.1.1.3	ORDANO	55,747.00	98,210.00	10,941.00	1,270.00	1,750.00	1,980.00	1,980.00	1,910.00	1,251.00	1,300.00	1,184.00	1,184.00	138,825.00
4.1.1.2.2	MÚSTICO	5,200.00	5,910.00	2,422.00	1,270.00	700.00	-	200.00	-	1,000.00	-	3,700.00	-	21,230.00
4.1.1.7	RECARGOS DE IMPUESTOS	4,470.00	2,294.00	3,277.00	1,622.00	1,217.00	890.00	1,700.00	774.00	-	800.00	-	-	15,663.00
4.1.1.7.1	RECARGOS PRECISAL	4,470.00	2,294.00	3,277.00	1,622.00	1,217.00	890.00	1,700.00	774.00	-	800.00	-	-	15,663.00
4.1.4	RETRIBUCION	424,212.00	126,771.00	86,262.00	78,415.00	86,428.00	42,285.00	49,570.00	34,918.76	34,248.00	31,761.00	37,448.00	36,171.26	741,882.00
4.1.4.1	DIRECCION POR PRESTACION DE SERVICIOS	134,212.00	126,771.00	86,262.00	78,415.00	86,428.00	42,285.00	49,570.00	34,918.76	34,248.00	31,761.00	37,448.00	36,171.26	741,882.00
4.1.4.3.3	MANIFESTACIONES CATASTRALES	-	-	-	1,200.00	3,011.00	-	1,800.00	3,200.00	-	328.00	-	-	11,940.00
4.1.4.3.4	AVISOS NOTABLES	-	-	4,800.00	1,377.00	-	1,800.00	2,700.00	-	-	-	-	-	11,677.00
4.1.4.3.6	LICENC COMERCIAL VÍA SUPLENTE	-	-	-	-	-	-	-	-	-	1,875.00	-	-	1,875.00
4.1.4.3.7	LICENCIAS PARA COMÉ. DE FRACCIONES	-	-	-	-	-	-	700.00	-	-	-	-	-	700.00
4.1.4.3.8	LICENCIAS PARA COMÉ. DE FRACCIONES Y LOTES	3,170.00	3,297.00	4,707.00	3,600.00	3,622.00	3,600.00	3,600.00	-	-	4,000.00	4,000.00	4,300.00	46,000.00
4.1.4.3.9	DICTAMEN DE USO DE SUELOS	-	-	-	7,200.00	-	-	-	-	-	-	-	-	7,200.00
4.1.4.3.12	DISEÑO DE TERRENO Y RECUPERACION DE MEDIDAS	-	476.00	780.00	476.00	562.00	-	-	-	1,340.00	-	-	-	4,634.00
4.1.4.3.14	ABRIGOS DENTRO DE LA COMUNIDAD	80.00	-	-	97.00	-	-	-	-	194.00	-	-	-	371.00
4.1.4.3.14	ESPERACION DE OFERTAS	3,493.00	1,047.00	776.00	6,070.00	388.00	97.00	1,502.00	201.00	-	1,800.00	2,800.00	455.00	13,515.00
4.1.4.3.25	ESPERACION DE OFERTAS	3,960.00	3,312.00	1,479.00	1,400.00	914.00	960.00	820.00	402.00	920.00	1,000.00	402.00	420.00	14,766.00
4.1.4.3.26	CANJE DEL FORMATO DE LICENCIAS DE FUNC.	-	-	17,600.00	1,896.00	-	-	-	-	-	-	-	-	19,496.00
4.1.4.3.30	ESPERACION DE OFERTAS	-	-	-	-	-	-	-	-	-	2,200.00	-	-	2,200.00

MUNICIPIO DE MUÑOZ DE DOMINGO ARENAS TLAX.  
PRONÓSTICO DE INGRESOS  
CALENDARIZADO POR PARTIDA  
EJERCICIO FISCAL 2026

Período Oficial No. 13 Decena Cuarta Sección, abril 1 del 2026

4.1.4.3.40	USO DE LA VÍA Y LUGARES PÚBLICOS	36.00	-	721.00	-	-	-	-	-	-	-	-	-	3,000.00
4.1.4.3.44	SERVICIO DE PANTON	-	-	-	-	-	-	-	-	-	-	-	200.00	200.00
4.1.4.3.46	LICENCIAS DE FUMIGACIONES	4,070.00	1,270.00	-	-	500.00	500.00	4,000.00	-	-	-	-	-	11,740.00
4.1.4.3.47	EMBARCACIONES MUNICIPALES	-	-	-	-	-	-	-	-	-	-	800.00	1,470.00	2,270.00
4.1.4.3.51	SERVICIO DE AGUA POTABLE	127,070.00	127,070.00	43,220.00	44,200.00	39,800.00	29,200.00	28,140.00	26,990.70	22,200.00	24,800.00	26,700.00	22,420.00	526,690.70
4.1.4.3.54	CONSEJEROS REUNIONES	1,070.00	1,100.00	1,210.00	1,310.00	1,500.00	1,600.00	1,800.00	1,910.00	1,800.00	1,910.00	1,910.00	1,910.00	19,660.00
4.1.4.3.55	DIRECCION Y ALMACENAMIENTO	-	-	-	1,011.00	-	-	-	1,911.00	-	-	-	-	3,922.00
4.1.4.9	OTROS DEDUCCIONES	-	-	-	-	-	-	-	-	-	-	-	-	320.00
4.1.4.9.1	OTROS DEDUCCIONES	-	-	-	-	-	-	-	-	-	-	-	-	320.00
4.1.7	PRODUCTOS DE OTROS SERVICIOS	1,960.00	861.20	1,244.00	478.00	1,244.00	304.20	1,406.20	216.87	1,406.00	661.80	1,211.20	832.20	11,196.00
4.1.7.1	PRODUCTOS	1,960.00	861.20	1,244.00	478.00	1,244.00	304.20	1,406.20	216.87	1,406.00	661.80	1,211.20	832.20	11,196.00
4.1.7.1.1	ACTIVIDADES MUNICIPALES	1,000.00	-	1,000.00	-	1,000.00	-	1,000.00	-	1,000.00	-	1,000.00	-	6,000.00
4.1.7.1.1.1	INTERES BANCARIOS CREDITOS Y DEBITOS	900.00	301.20	514.50	478.50	316.50	321.20	416.50	316.87	400.00	301.80	321.20	222.00	5,193.50
4.1.7.1.1.2	INTERES BANCARIOS DE EMPRESTOS	700.00	700.00	600.00	700.00	600.00	700.00	700.00	700.00	700.00	700.00	700.00	700.00	6,200.00
4.1.7.2	MULTAS	700.00	700.00	600.00	700.00	600.00	700.00	700.00	700.00	700.00	700.00	700.00	700.00	6,200.00
4.1.7.2.1	MULTAS	700.00	700.00	600.00	700.00	600.00	700.00	700.00	700.00	700.00	700.00	700.00	700.00	6,200.00
4.2	PAGOS POR AVANZOS DE SERVICIOS	1,746,746.00	1,017,966.00	1,010,000.00	1,043,073.00	1,070,000.00	1,070,000.00	1,070,000.00	1,045,241.00	1,045,453.00	1,043,224.00	1,046,000.00	1,043,000.00	13,846,716.00
4.2.1	PAGOS POR AVANZOS DE SERVICIOS	1,746,746.00	1,017,966.00	1,010,000.00	1,043,073.00	1,070,000.00	1,070,000.00	1,070,000.00	1,045,241.00	1,045,453.00	1,043,224.00	1,046,000.00	1,043,000.00	13,846,716.00
4.2.1.1	PAGOS POR AVANZOS DE SERVICIOS	1,746,746.00	1,017,966.00	1,010,000.00	1,043,073.00	1,070,000.00	1,070,000.00	1,070,000.00	1,045,241.00	1,045,453.00	1,043,224.00	1,046,000.00	1,043,000.00	13,846,716.00
4.2.1.1.1	PAGOS POR AVANZOS DE SERVICIOS	1,746,746.00	1,017,966.00	1,010,000.00	1,043,073.00	1,070,000.00	1,070,000.00	1,070,000.00	1,045,241.00	1,045,453.00	1,043,224.00	1,046,000.00	1,043,000.00	13,846,716.00
4.2.1.1.1.1	PAGOS POR AVANZOS DE SERVICIOS	1,746,746.00	1,017,966.00	1,010,000.00	1,043,073.00	1,070,000.00	1,070,000.00	1,070,000.00	1,045,241.00	1,045,453.00	1,043,224.00	1,046,000.00	1,043,000.00	13,846,716.00
4.2.1.1.1.1.1	PAGOS POR AVANZOS DE SERVICIOS	1,746,746.00	1,017,966.00	1,010,000.00	1,043,073.00	1,070,000.00	1,070,000.00	1,070,000.00	1,045,241.00	1,045,453.00	1,043,224.00	1,046,000.00	1,043,000.00	13,846,716.00
4.2.1.1.1.1.1.1	PAGOS POR AVANZOS DE SERVICIOS	1,746,746.00	1,017,966.00	1,010,000.00	1,043,073.00	1,070,000.00	1,070,000.00	1,070,000.00	1,045,241.00	1,045,453.00	1,043,224.00	1,046,000.00	1,043,000.00	13,846,716.00
4.2.1.1.1.1.1.1.1	PAGOS POR AVANZOS DE SERVICIOS	1,746,746.00	1,017,966.00	1,010,000.00	1,043,073.00	1,070,000.00	1,070,000.00	1,070,000.00	1,045,241.00	1,045,453.00	1,043,224.00	1,046,000.00	1,043,000.00	13,846,716.00
4.2.1.1.1.1.1.1.1.1	PAGOS POR AVANZOS DE SERVICIOS	1,746,746.00	1,017,966.00	1,010,000.00	1,043,073.00	1,070,000.00	1,070,000.00	1,070,000.00	1,045,241.00	1,045,453.00	1,043,224.00	1,046,000.00	1,043,000.00	13,846,716.00
4.2.1.1.1.1.1.1.1.1.1	PAGOS POR AVANZOS DE SERVICIOS	1,746,746.00	1,017,966.00	1,010,000.00	1,043,073.00	1,070,000.00	1,070,000.00	1,070,000.00	1,045,241.00	1,045,453.00	1,043,224.00	1,046,000.00	1,043,000.00	13,846,716.00
4.2.1.1.1.1.1.1.1.1.1.1	PAGOS POR AVANZOS DE SERVICIOS	1,746,746.00	1,017,966.00	1,010,000.00	1,043,073.00	1,070,000.00	1,070,000.00	1,070,000.00	1,045,241.00	1,045,453.00	1,043,224.00	1,046,000.00	1,043,000.00	13,846,716.00
4.2.1.1.1.1.1.1.1.1.1.1.1	PAGOS POR AVANZOS DE SERVICIOS	1,746,746.00	1,017,966.00	1,010,000.00	1,043,073.00	1,070,000.00	1,070,000.00	1,070,000.00	1,045,241.00	1,045,453.00	1,043,224.00	1,046,000.00	1,043,000.00	13,846,716.00
4.2.1.1.1.1.1.1.1.1.1.1.1.1	PAGOS POR AVANZOS DE SERVICIOS	1,746,746.00	1,017,966.00	1,010,000.00	1,043,073.00	1,070,000.00	1,070,000.00	1,070,000.00	1,045,241.00	1,045,453.00	1,043,224.00	1,046,000.00	1,043,000.00	13,846,716.00
4.2.1.1.1.1.1.1.1.1.1.1.1.1.1	PAGOS POR AVANZOS DE SERVICIOS	1,746,746.00	1,017,966.00	1,010,000.00	1,043,073.00	1,070,000.00	1,070,000.00	1,070,000.00	1,045,241.00	1,045,453.00	1,043,224.00	1,046,000.00	1,043,000.00	13,846,716.00
4.2.1.1.1.1.1.1.1.1.1.1.1.1.1.1	PAGOS POR AVANZOS DE SERVICIOS	1,746,746.00	1,017,966.00	1,010,000.00	1,043,073.00	1,070,000.00	1,070,000.00	1,070,000.00	1,045,241.00	1,045,453.00	1,043,224.00	1,046,000.00	1,043,000.00	13,846,716.00
4.2.1.1.1.1.1.1.1.1.1.1.1.1.1.1.1	PAGOS POR AVANZOS DE SERVICIOS	1,746,746.00	1,017,966.00	1,010,000.00	1,043,073.00	1,070,000.00	1,070,000.00	1,070,000.00	1,045,241.00	1,045,453.00	1,043,224.00	1,046,000.00	1,043,000.00	13,846,716.00
4.2.1.1.1.1.1.1.1.1.1.1.1.1.1.1.1.1	PAGOS POR AVANZOS DE SERVICIOS	1,746,746.00	1,017,966.00	1,010,000.00	1,043,073.00	1,070,000.00	1,070,000.00	1,070,000.00	1,045,241.00	1,045,453.00	1,043,224.00	1,046,000.00	1,043,000.00	13,846,716.00
4.2.1.1.1.1.1.1.1.1.1.1.1.1.1.1.1.1.1	PAGOS POR AVANZOS DE SERVICIOS	1,746,746.00	1,017,966.00	1,010,000.00	1,043,073.00	1,070,000.00	1,070,000.00	1,070,000.00	1,045,241.00	1,045,453.00	1,043,224.00	1,046,000.00	1,043,000.00	13,846,716.00
4.2.1.1.1.1.1.1.1.1.1.1.1.1.1.1.1.1.1.1	PAGOS POR AVANZOS DE SERVICIOS	1,746,746.00	1,017,966.00	1,010,000.00	1,043,073.00	1,070,000.00	1,070,000.00	1,070,000.00	1,045,241.00	1,045,453.00	1,043,224.00	1,046,000.00		



munoz.gob.mx/contenidos/munoz/docs/170\_publicacion-presupuesto-ingresos-2026\_26423180942.pdf

170\_publicacion-presupuesto-ingresos-2026\_26423180942.pdf 3 / 3 125%

4.2.1.1.9	GASOLINAS Y DIESEL	42,480.00	28,020.00	31,041.00	20,000.00	33,020.00	32,420.00	33,227.00	32,443.00	33,976.00	33,023.00	31,923.00	31,120.00	306,442.00
4.2.1.1.10	FONDO DEL IMPUESTO SOBRE LA RENTA	45,000.00	45,000.00	45,000.00	45,000.00	45,000.00	45,000.00	45,000.00	45,000.00	45,000.00	45,000.00	45,000.00	45,000.00	500,000.00
4.2.1.2	APORTACIONES	1,238,352.36	1,238,352.36	1,238,352.36	1,238,352.36	1,238,352.36	1,238,352.36	1,238,352.36	1,238,352.36	1,238,352.36	1,238,352.36	1,238,352.36	1,238,352.36	13,863,272.00
4.2.1.2.1	FONDO DE APORTACIONES PARA LA INFRAESTRUCTURA SOCIAL	776,475.36	776,475.36	776,475.36	776,475.36	776,475.36	776,475.36	776,475.36	776,475.36	776,475.36	776,475.36	776,475.36	776,475.36	7,764,753.60
4.2.1.2.4	FONDO DE APORTACIONES PARA EL FORTALECIMIENTO DE LOS SERVICIOS CONSUMOS	461,877.00	461,877.00	461,877.00	461,877.00	461,877.00	461,877.00	461,877.00	461,877.00	461,877.00	461,877.00	461,877.00	461,877.00	5,382,519.00
4.2.1.3	OTROS CONSUMOS Y SUBSIDIOS	-	-	-	-	-	-	-	-	-	-	-	-	-
4.2.1.4	IMPUESTOS A LOS TRABAJADORES DE LA CLASE LABORAL RURAL FISCAL	126,777.00	95,766.00	102,110.00	108,020.00	109,226.00	96,908.00	107,230.00	108,242.00	95,433.00	120,452.00	92,977.00	96,421.00	1,267,476.00
4.2.1.4.2	FONDO DE COMPENSACION SOCIAL	1,900.00	1,900.00	1,900.00	1,900.00	1,900.00	1,900.00	1,900.00	1,900.00	1,900.00	1,900.00	1,900.00	1,900.00	23,000.00
4.2.1.4.3	OTROS INCENTIVOS ECONOMICOS	124,777.00	93,766.00	100,210.00	106,120.00	107,326.00	95,008.00	105,330.00	106,342.00	93,533.00	118,552.00	91,077.00	94,521.00	1,244,476.00
TOTAL		1,546,704.45	1,744,228.36	1,672,774.94	1,498,020.00	1,706,861.75	1,495,202.00	1,672,934.37	1,676,688.37	1,706,861.75	1,672,934.37	1,676,688.37	1,676,688.37	17,768,976.00

Yulle: Lic. Abelardo Jiménez Rodríguez  
Eduardo, Municipal  
Eduardo y s/le

Eduardo: C.P. Xabier Azañón Yanguas  
Eduardo, Municipal  
Eduardo y s/le

Atlixco: Lic. Héctor Pineda Fernández  
Eduardo, Municipal  
Eduardo y s/le

\*\*\*\*\*  
**PUBLICACIONES OFICIALES**  
\*\*\*\*\*

Periodico Oficial No. 13 Decima Cuarta Seccion, abril 1 del 2024